



CAADP



Biennial Review Regional Training

Information Note on the establishment of the Biennial Review Mechanism



Tunis, 17-21 July 2017

UMA

***MALABO DECLARATION ON
ACCELERATED AGRICULTURAL GROWTH
AND TRANSFORMATION FOR SHARED
PROSPERITY AND IMPROVED
LIVELIHOODS***

DOC. ASSEMBLY/AU/2(XXIII)

African Union Heads of States and Governments adopted 7
Commitments to achieve Agricultural Transformation in
Africa, June 2014

17^e SOMMET DE L'UNION AFRICAINE A MALABO



Structure of Malabo Declarations: 7 Performance Areas

1. Recommitment to the Principles and Values of the CAADP Process

2. Recommitment to enhance investment finance in Agriculture

- Uphold 10% public spending target
 - Operationalise the African Investment Bank
-

3. Commitment to Ending Hunger by 2025

- At least double productivity (focusing on Inputs, irrigation, mechanization)
- Reduce PHL at least by half
- Nutrition: reduce underweight to 5% and stunting to 10%

Structure of Malabo Declarations: 7 Performance Areas

4. Commitment to Halving Poverty , by 2025, through inclusive Agricultural Growth and Transformation

- Sustain Annual sector growth in Agricultural GDP at least 6%
- Establish and/or strengthen inclusive public-private partnerships for at least five (5) priority agricultural commodity value chains with strong linkage to smallholder agriculture.
- Create job opportunities for at least 30% of the youth in agricultural value chains.
- Preferential entry & participation by women and youth in gainful and attractive agribusiness

Structure of Malabo Declarations: 7 Performance Areas

5. Commitment to Boosting Intra-African Trade in Agricultural Commodities & Services

- Triple intra-Africa trade in agricultural commodities and services
 - Fast track continental free trade area and transition to a continental Common External tariff scheme
-

6. Commitment to Enhancing Resilience in livelihoods and production systems to climate variability and other shocks

- Ensure that by 2025, at least 30% of farm/pastoral households are resilient to shocks
- Enhance investments for resilience building initiatives, including social security for rural workers and other vulnerable social groups, as well as for vulnerable ecosystems;
- Mainstream resilience and risk management in policies, strategies and investment plans.

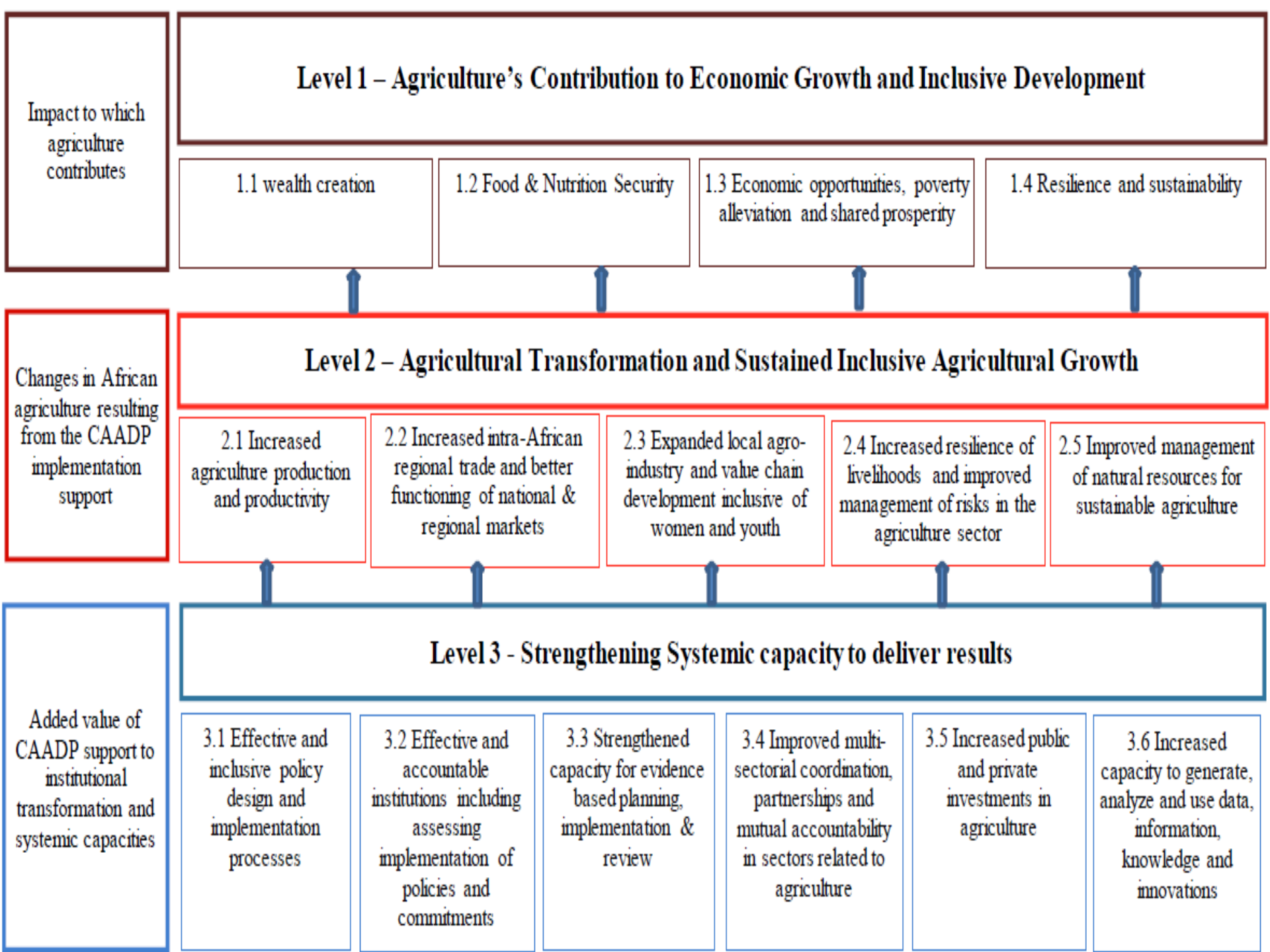
Structure of Malabo Declarations: 7 Performance Areas

7. Commitment to Mutual Accountability to Actions and Results

- Through the CAADP Result Framework – conduct a biennial Agricultural Review Process

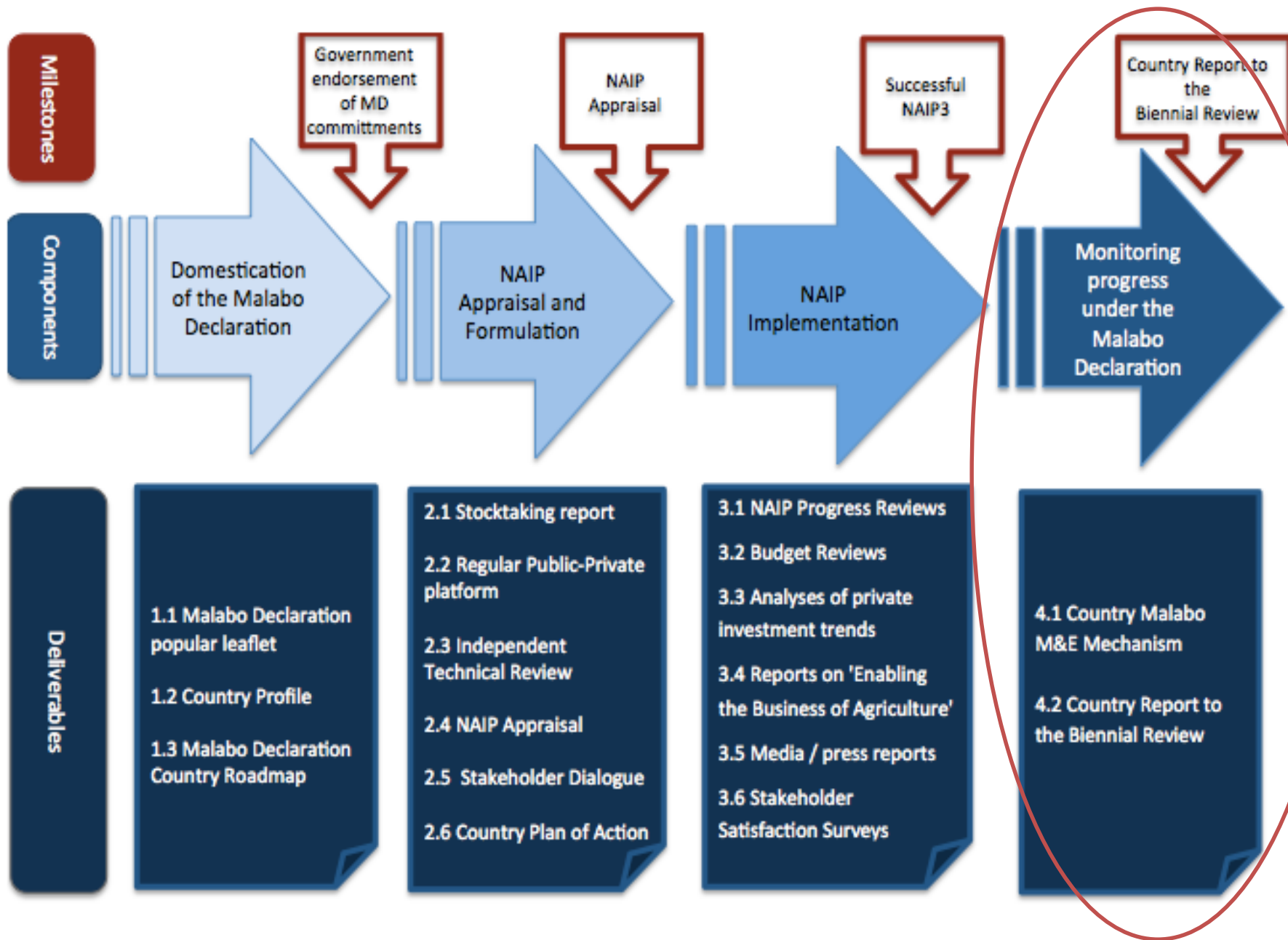


The CAADP Results Framework 2015-2025





***The CAADP Country Process on
Malabo Declaration – NAIPs
Appraisal***





***Malabo Declaration in the context
of Continental and Global
Development Agendas***

Africa Development Agenda

Agenda 2063

- Is a Strategic Framework for the socio-economic transformation of Africa over the next 50 years.
- Agenda 2063 has 8 Aspirations
- “Aspiration 1: A prosperous Africa, based on inclusive growth and sustainable development”
- First-10 Year Implementation Plan – CAADP one of the AU flagship programs
- Malabo Declaration – Africa 2025 vision for Agricultural Transformation to be achieved through the implementation of CAADP

2030 Agenda for Sustainable Development

- [2030 Agenda](#) is a Plan of action for people, planet and prosperity.
- [17](#) Sustainable Development Goals and [169](#) Targets.
- SDGs – all goals are of equal importance and fully integrated.
- Existing synergies between Agenda 2063 and SDGs - [10 Year Implementation Plan](#) priority areas covering the [Malabo Declaration Goals and Targets](#) contributing to [SDGs 1, 2, 5, 9, 12, 13 among others](#).

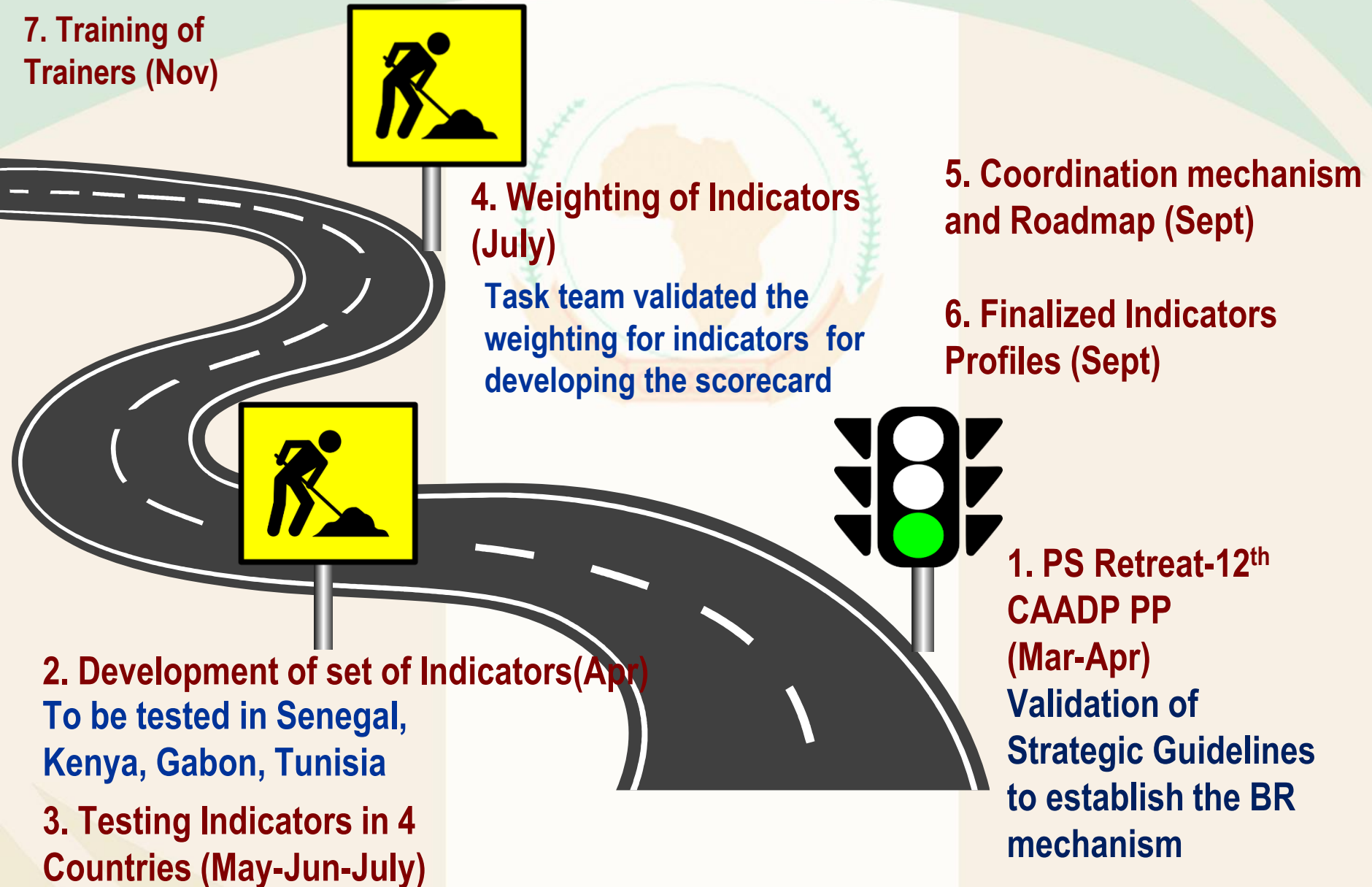


Achieving Malabo Declaration Goals and Targets through CAADP contributes to the achievement of the 10 Year Implementation of Agenda 2063 and 2030 Agenda for Sustainable Development.....



The Biennial Review Process

BR Process in 2016





The Malabo M&E

for the Biennial Report to the AU Assembly...

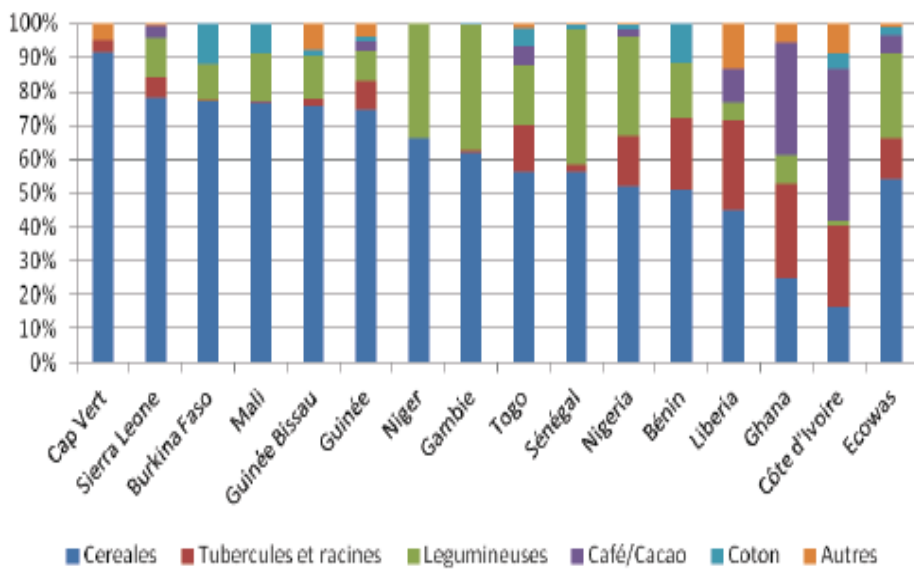


FIGURE 8 : STRUCTURE DES SUPERFICIES CULTIVÉES (2005-2008)

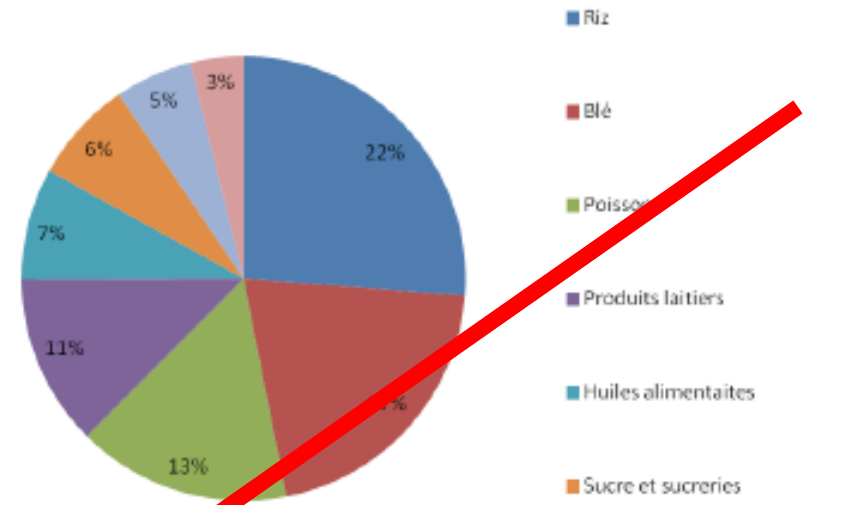


FIGURE 25 : STRUCTURE DES IMPORTATIONS ALIMENTAIRES DANS LA REGION (2003-2007)

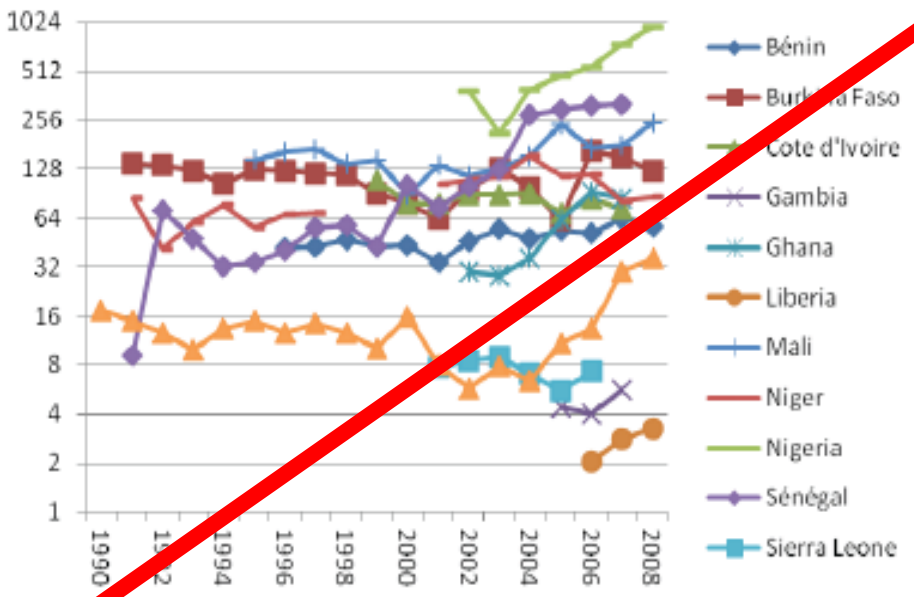
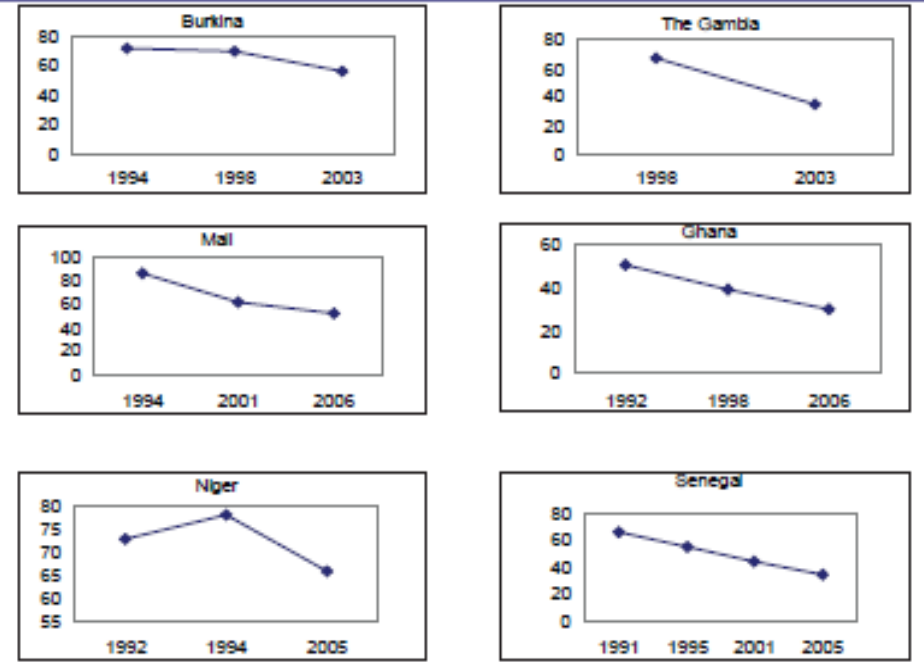


FIGURE 2 : EVOLUTION DES DÉPENSES PUBLIQUES AGRICOLES RÉELLES (AUX PRIX DE 2000, EN MILLION DE \$US DE 2008)

FIGURE 27: PAYS AYANT ENREGISTRÉ UNE BAISSÉ DE LA PAUVRETÉ DANS LES ANNÉES 2000



Scorecard

Give progress status for each country in implementing the Malabo Declaration ...



Items	2013 Value	PI	Progress
<u>THEME 1</u>		<u>4.1</u>	
-Hydropower Utilisation (MW)	723	0.0	<i>Not on track</i>
-Agricultural Water Productivity (USD/m ³)	6.63	10.0	<i>On track</i>
-Irrigated areas (ha)	34000	6.5	<i>Not on track</i>
-Water Demand Satisfaction Index	#VALUE!	0.0	-
<u>THEME 2</u>		<u>5.0</u>	
-Complete Water Efficiency or IWRM Plan	1.0	10.0	<i>On track</i>
-Rainwater use in municipal Consump. (10 ⁹ m ³)	0.000	0.0	<i>Not on track</i>
<u>THEME 3</u>		<u>0.0</u>	
-Access to water supply (%)	69%	0.0	-
-Access to sanitation (%)	40%	0.0	-
<u>THEME 4</u>		<u>9.0</u>	
-Complete Climate Change Adaptation Plan	1.0	10.0	<i>On track</i>
-Complete Disaster Prevention System	0.8	8.0	<i>On track</i>
<u>THEME 5</u>		<u>6.0</u>	
-Water Policy and institutional arrangements	0.6	6.0	<i>Not on track</i>
<u>THEME 6</u>		<u>5.6</u>	
-Sanitation & Hygiene Budget/GDP (10 ⁹ USD)	0.73%	10.0	<i>On track</i>
-Water & Sanitation Budget/ Nat. Budg.(10 ⁹ USD)	0.37%	0.7	<i>Not on track</i>
-Water and Sanitation Tariff systems	0.6	6.0	<i>On track</i>
<u>THEME 7</u>		<u>4.0</u>	
-Water Information Mngagment Systems	0.4	4.0	<i>On track</i>
Overall Performance Index (PI)		<u>4.8</u>	

Report not availed

Key Performance Targets and Indicators for Monitoring and Reporting on the June 2014 AU Assembly Malabo Declaration for Agriculture Growth in Africa

Themes/ Performance Areas	Sub-themes/ Performance Category	Concerns/ Objectives of the Category	Performances Indicators						Existing Int. data Sources	Comments
			Item (What is measured)	Targets (Where to reach)	Baseline Year	Milestone Year	Reference	M&E Level		
1. Commitment	1.1 Country CAADP Process	Develop/update national Plans for implementing Malabo declaration using CAADP implementation approach under inclusive and participatory process.	CAADP Process Completion Index (CAADPPro).	100%	2015	2018	Malabo Decl. 1(a) & 1(e)	Country, AUC*, NEPAD*		
	1.2 CAADP based Cooperation,	Multi-sectorial coordination body and multi-stakeholder body fully established and operational at national level	Existence of, and Quality of multi-sectorial and multi-stakeholder coordination body	100%	2015	2018	Malabo Decl. 1(b) & 1(d)	Country, RECs		
	2.1 Public Expenditures to Agriculture	Allocate enough funds for agriculture in national budgets.	Government expenditure on agriculture as share of total government expenditure (tGAE).	10%	2015	2025	Malabo Decl. 2(a)	Country	ReSAKSS	
	2.2 Domestic Private Sector Investment in Agriculture.	Put in place or strengthen mechanisms to attract domestic private investment in agriculture.	Ratio of domestic private sector investment to public investment in agriculture (tDPrPb).	on search	2015	2025	Malabo Decl. 2(b)	Country	Average of top 10 ratios of tDPrPb will be used to set target once data are available	
2. Investment Finance in Agriculture	2.3 Foreign Private Sector Investment in Agriculture.	Put in place or strengthen mechanisms to attract foreign private direct investment in agriculture.	Ratio of foreign private direct investment to public investment in agriculture (tFPrPb).	on search	2015	2025	Malabo Decl. 2(b)	Country, AUC, RECs, NEPAD	IFPRI, FAO Average of top 10 ratios of FPrPb will be used to set target once data are available	
	2.4 African (Agriculture!) Investment Bank	Establish and operationalize the African Investment Bank (AfIB) to support investment initiatives that will boost Agriculture, Agribusiness and Agro-Industries in Africa.	Level of funding by the AfIB of the investment required for implementing Agri-Agri-Agro projects/programmes.	- AfIB established - AfIB to fund at least 50% of the Invest. needs	2015	2025	Malabo Decl. 2(c) & 9(b)	AUC, RECs, NEPAD	Is being further discussed	

7 Performances Themes

22 Performances Categories

43 Performances Indicators

Structure of the African Agriculture Transformation Scorecard

Performance Theme				Performance Category			
No.	Item	T-score	T-weight	No.	Item	C-score	C-weight
1	Commitment to CAADP Process		14.3%	PC 1.1	National CAADP Process		4.8%
				PC 1.2	CAADP based Cooperation, Partnership & Alliance		4.8%
				PC 1.3	CAADP based Policy & Institutional Review/ Setting/ Support		4.8%
2	Investment Finance in Agriculture		14.3%	PC 2.1	Public Expenditures to Agriculture		4.8%
				PC 2.2	Domestic Private Sector Investment in Agric., Agribusiness, Agro-Ind.		4.8%
				PC 2.3	Foreign Private Sector Investment in Agric., Agribusiness, Agro-Ind.		4.8%
3	Ending Hunger		14.3%	PC 3.1	Access to Agriculture inputs and technologies		2.9%
				PC 3.2	Agricultural Productivity		2.9%
				PC 3.3	Post-Harvest Loss		2.9%
				PC 3.4	Social Protection		2.9%
				PC 3.5	Food security and Nutrition		2.9%
4	Eradicating Poverty through Agriculture		14.3%	PC 4.1	Agricultural GDP for Poverty Reduction		3.6%
				PC 4.2	Inclusive PPPs for commodity value chains		3.6%
				PC 4.3	Youth job in agriculture		3.6%
				PC 4.4	Women participation in Agri-business		3.6%
5	Intra-African Trade in Agriculture Commodities		14.3%	PC 5.1	Intra-African Trade in agriculture commodities and services		7.1%
				PC 5.2	Intra-African Trade Policies and institutional conditions		7.1%
6	Resilience to Climate Variability		14.3%	PC 6.1	Resilience to climate related risks		7.1%
				PC 6.2	Investment in resilience building		7.1%
7	Mutual Accountability for Actions and Results		14.3%	PC 7.1	Country capacity for evidence based planning, impl. and M&E		4.8%
				PC 7.2	Peer Review and Mutual Accountability		4.8%
				PC 7.3	Biennial Agriculture Review Process		4.8%
O-Score							



Stakeholders' roles and responsibilities ...



CAADP

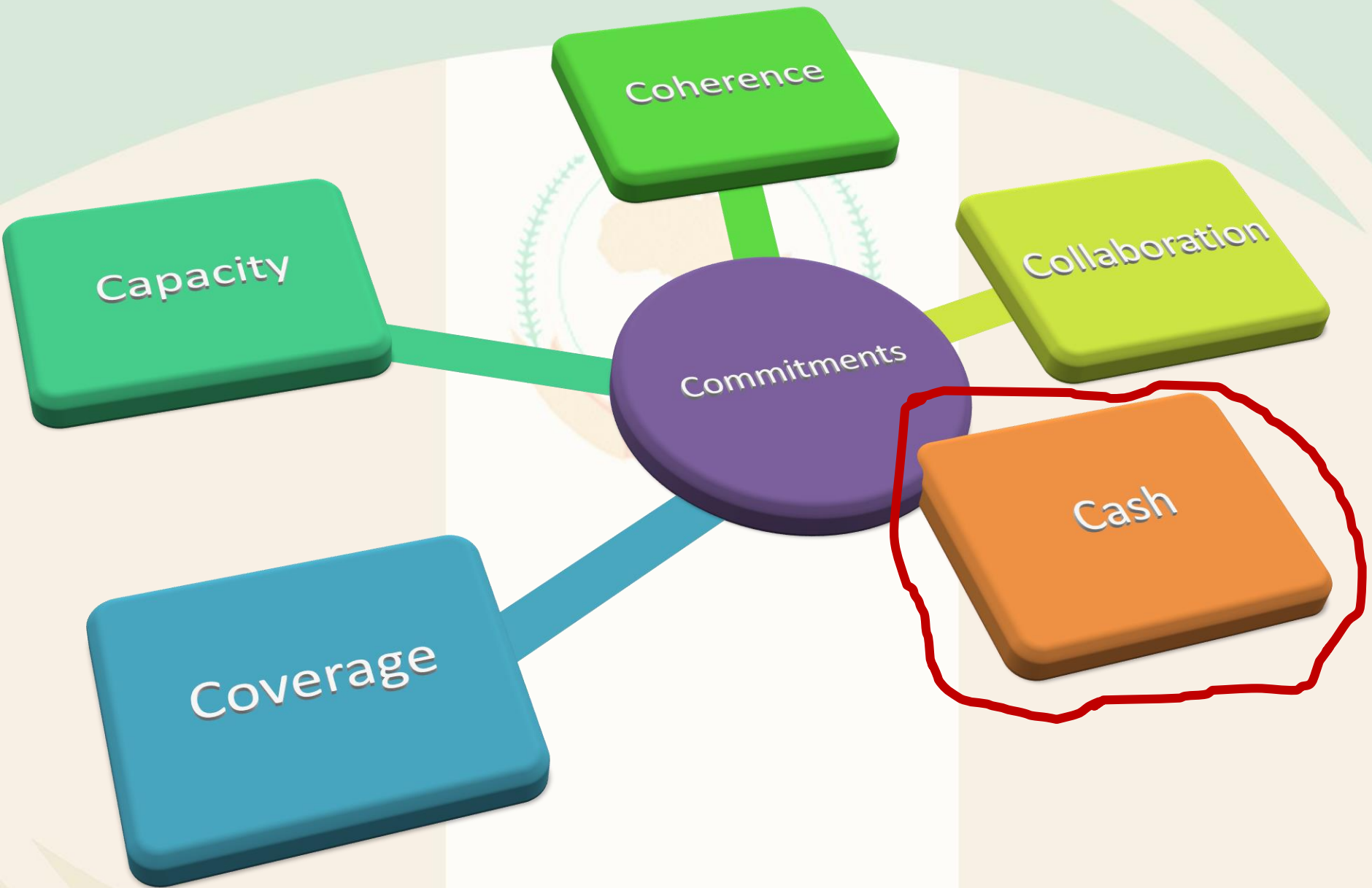


Delivering on the Accelerated Agricultural Growth and Transformation for Shared Prosperity and Improved Livelihoods in Africa

Strategic guidelines for the Biennial Review mechanism on the Malabo Declaration

(Working version)

***Endorsed at the 12th
CAADP -PP***





Coverage

Coherence



Delivering on the Accelerated Agricultural Growth and Transformation for Shared Prosperity and Improved Livelihoods in Africa

Document for preparing country Biennial Review report on progress made for achieving the Malabo Declaration Goals and Targets

Coordination mechanism and Continental Roadmap for submitting the Inaugural Biennial Report to the AU Assembly

Draft October 2016

Regional countries grouping for Coordinating the Biennial Review Process

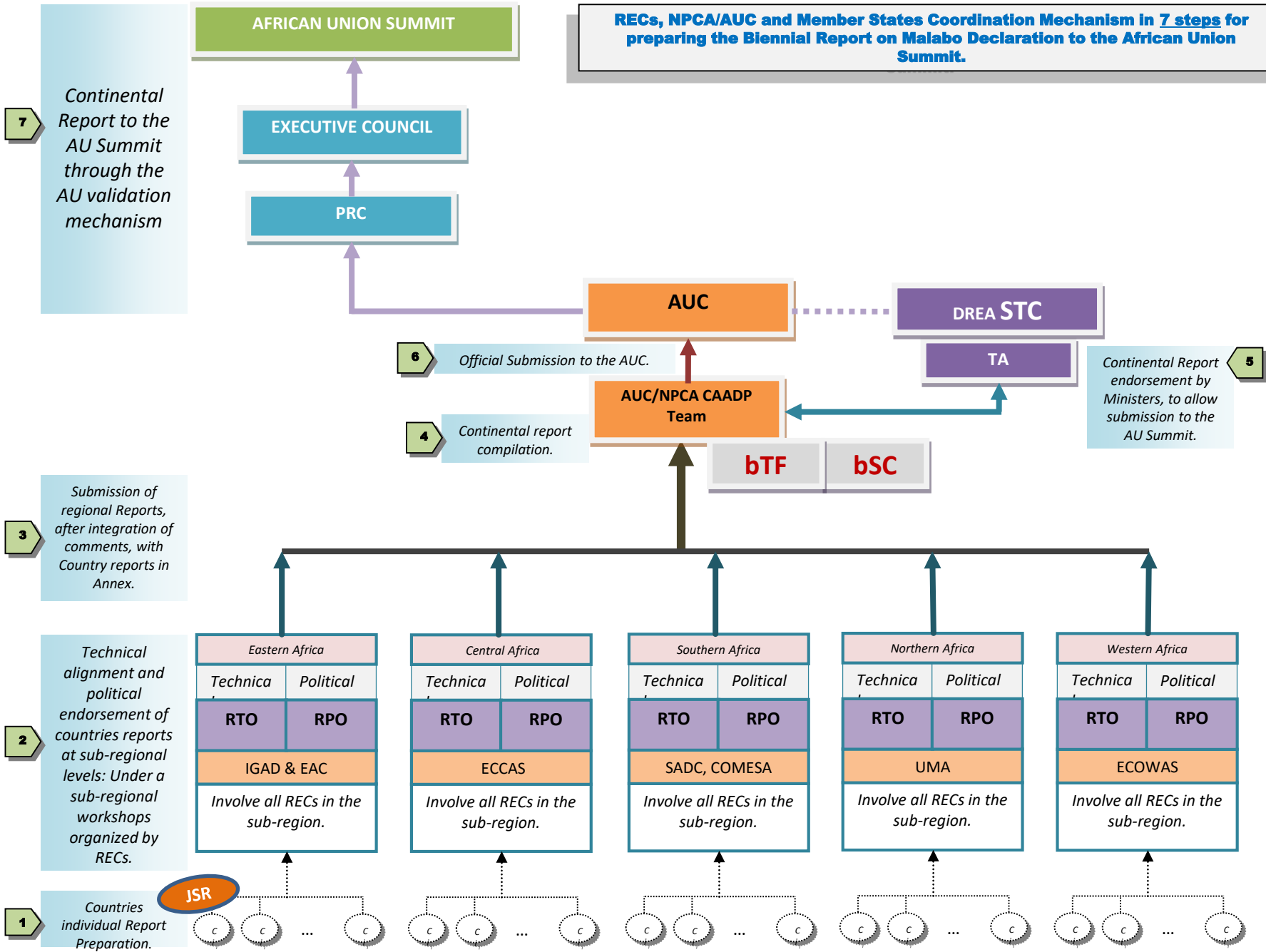
Central Africa	Eastern Africa	Northern Africa	Southern Africa	Western Africa
1. Angola	1. Burundi	1. Algeria	1. Botswana	1. Benin
2. Cameroon	2. Comoros	2. Egypt	2. Lesotho	2. Burkina Faso
3. Central African Republic	3. Djibouti	3. Libya	3. Madagascar	3. Cape Verde
4. Chad	4. Eritrea	4. Mauritania	4. Malawi	4. Cote d'Ivoire
5. Congo	5. Ethiopia	5. Tunisia	5. Mauritius	5. Gambia
6. Congo, Dem. Republic	6. Kenya	6. Saharawi	6. Mozambique	6. Ghana
7. Equatorial Guinea	7. Rwanda		7. Namibia	7. Guinea
8. Gabon	8. Somalia		8. South Africa	8. Guinea-Bissau
9. Sao Tome and Principe	9. Sudan		9. Swaziland	9. Liberia
	10. South Sudan		10. Seychelles	10. Mali
	11. Tanzania		11. Zambia	11. Niger
	12. Uganda		12. Zimbabwe	12. Nigeria
				13. Senegal
				14. Sierra Leone
				15. Togo

RECs Grouping	
Northern Africa	UMA, CenSAD
Central Africa	ECCAS, SADC, COMESA
Eastern Africa	EAC, IGAD, COMESA, SADC
Southern Africa	SADC, COMESA
Western Africa	ECOWAS

Agreement on countries coordination by RECs

Region	Rapporteur REC	Involved RECs	Member States	Notes
Central Africa	ECCAS	ECCAS, SADC, COMESA	Angola, Cameroon, Central African Republic, Chad, Congo, Dem. Republic of Congo, Equatorial Guinea, Gabon, Sao Tome and Principe	<i>Angola and RDC will submit their reports to ECCAS with copy to SADC</i>
East Africa	IGAD	EAC, IGAD, COMESA, SADC	Burundi, Comoros, Djibouti, Eritrea, Ethiopia, Kenya, Rwanda, Somalia, Sudan, South Sudan, Tanzania, Uganda	<i>Joint coordination team of RECs will be formed. AUC will facilitate this.</i>
North Africa	UMA	UMA, CenSAD	Algeria, Egypt, Libya, Mauritania, Tunisia, Saharawi	<i>AUC should engage with UMA to further discuss arrangements for coordinating NA countries.</i>
Southern Africa	COMESA	SADC, COMESA	Botswana, Lesotho, Madagascar, Malawi, Mauritius, Mozambique, Namibia, South Africa, Swaziland, Seychelles, Zambia, Zimbabwe	<i>Joint coordination team of RECs will be formed. AUC will facilitate this.</i>
West Africa	ECOWAS	ECOWAS	Benin, Burkina Faso, Cape Verde, Cote d'Ivoire, Gambia, Ghana, Guinea, Guinea-Bissau, Liberia, Mali, Niger, Nigeria, Senegal, Sierra Leone, Togo	

RECs, NPCA/AUC and Member States Coordination Mechanism in 7 steps for preparing the Biennial Report on Malabo Declaration to the African Union Summit.



Capacity





CAADP



Delivering on the Accelerated Agricultural Growth and Transformation for Shared Prosperity and Improved Livelihoods in Africa

Document for preparing country Biennial Review report on progress made for achieving the Malabo Declaration Goals and Targets

Country progress Reporting Template

Draft October 2016



CAADP



Delivering on the Accelerated Agricultural Growth and Transformation for Shared Prosperity and Improved Livelihoods in Africa

Document for preparing country Biennial Review report on progress made for achieving the Malabo Declaration Goals and Targets

Technical Guidelines

Draft October 2016

Country Trainings on the Biennial Reporting TOOLS ...

Major step: Countries Training on data collection methodologies

Region	REC involved	Venue	Tentative dates
Western Africa francophone	ECOWAS	Abidjan	6-10 March
Western Africa Anglophone	ECOWAS	Accra	27 Feb-3 March
Southern Africa	COMESA	Jo'burg	24-28 April
Central Africa	CEEAC	Yaounde	08-12 May
Eastern Africa	IGAD	Arusha	10-14 April
Northern Africa	UMA	Cairo	June 5-9?

Coherence

Collaboration

CASH


Support to the BR

Take
away

Very urgent

1

*Partners' Support to implement all activities in the agreed Continental Roadmap for availing the inaugural Biennial Report to the **Jan 2018 AU Assembly***



ReSAKSS

Regional Strategic Analysis and Knowledge Support System

Facilitated by IFPRI

T.Partners engagement



FARA

Forum for Agricultural Research in Africa



AGRA

Growing Africa's Agriculture



Roles of Partners

... engaging with **African Agricultural Research and Knowledge Institutions and Development Partners** in implementing **commitments 9(e) to 9(g)** of Malabo declaration

- A. Provide necessary technical and knowledge management supports to the biennial process, through **fruitful partnership** that carry out **problems-based action-researches** to guarantee alignment for a grounded and sustainable biennial reporting process
- B. Support MS, RECs and AUC/NPCA in the data management, data collection methodologies and approaches, and reports preparation and compilation, to **guarantee a good quality Biennial Report** to the AU assembly.
- C. Will operate through...

**Biennial Task
Force**

**Biennial Steering
Committee**

TN

- 
- **Africa Capacity Building Foundation,**
 - **AGRA,**
 - **Barefoot Education for Africa,**
 - **ReSAKSS,**
 - **IFPRI,**
 - **FAO- Monitoring and Analysis Food Agricultural Policies**
 - **CAADP Non State Actors Coalition,**
 - **USAID Feed the Future Sustainable Intensification Innovation Lab's**
 - **Various African Universities & research institutions**

Technical Working Groups	Institutions Volunteers	Lead Institution	Chair
TWG 1 <i>Commitment to CAADP Process</i>	PS/ VP 1
TWG 2. <i>Investment Finance in Agriculture</i>
TWG 3. Ending Hunger
TWG 4. <i>Eradicating Poverty through Agriculture</i>
TWG 5. <i>Intra-African Trade for Agriculture commodities</i>
TWG 6. <i>Resilience to Climate Variability</i>
TWG 7. <i>Mutual Accountability for Action and Results</i>
TWG 8. <i>Coordination & Communication</i>	...	AUC/NPCA	PS/ President



Roadmap



Take
away



Short term



2

Institutionalize and animate accountability platforms to make best use of the Biennial Report to trigger necessary actions at all levels ...

Consolidated Roadmap for submitting the Inaugural Biennial Report to the AU Assembly in January 2018

No	Proposed Activities	Level of Implementation	Deadline	Observation
1	Finalization of Data Collection Tools (<i>Technical Guidelines, Reporting Template, Technical Note for the Scorecard</i>)	AUC/NPCA	30-Oct-16	
2	Sensitization of country stakeholders of the process of the biennial reporting	MS/RECs	31-Oct-16	Focus on policy makers, other technical officers and sector stakeholder
3	Formal communication to countries and RECs to inform leadership on agreements made for the Biennial Review process and on the consolidated roadmap for submitting the the report to the AU Assembly.	AUC/NPCA	31-Oct-16	Particular engagement with RECs where any updated on the CADDP process is needed. Meeting with UMA to further discuss arrangements for coordinating Northern African countries. Joint coordination of countries belonging to several RECs, should be discussed with the RECs.
4	Training of Country Experts on the Guidelines and the Template for reporting	AUC/NPCA	8-Dec-16	Target persons are the CAADP Focal Point and the CAADP M&E Expert. Nomination letter should be sent by AUC/NPCA to member states to nominate the CAADP M&E Expert for the Biennial Review.
5	Make available to countries the updated format and guidelines for preparing countries reports	AUC/NPCA	8-Dec-16	Condition to start the National Process: Incorporate meeting comments and recommendations of sub-regional meetings into the reporting format.
6	National training Workshop on the Reporting tools, and launch of the the biennial review process at country level	MS/RECs	30-Jan-17	AUC/NPCA and RECs to explore possible technical supports to Member States to roll out the biennial review process.
7	Hold in-country consultations for data collection and making data available for compiling the country report	MS	31-Mar-17	Involve all relevant stakeholders, and define and run strategy for data gathering and the report preparation.
8	Drafting and compilation of the country report	MS	31-May-17	Data collection at appropriate levels for the report preparation
9	National validation of the report with national stakeholders, and Final draft report	MS	15-Jun-17	Refine the data presented in the report while involving all relevant national stakeholders under a validation workshop.

No	Proposed Activities	Level of Implementation	Deadline	Observation
10	Submission of the Country Report to the RECs	MS	30-Jun-17	Share reports with CAADP team to start compiling information for the continental report
11	RECs' compilation, regional analysis, summary and recommendations shared with MS	RECs	31-Jul-17	
12	Sub-regional meeting to discuss and align country reports with regional perspectives	MS/RECs	15-Aug-17	Regional political bodies consult with countries reports and ensure regional leadership in the process of preparing the BR to the AUC
13	Review of of country reports and Resubmission to the RECs	MS/RECs	22-Aug-17	
14	Submission by the RECs, of the country reports to CAADP Team (AUC, NPCA)	RECs	31-Aug-17	Member States to send Reports to the RECs which in turn will synthesize the Reports and send a regional report to AUC/NPCA. The report will include Country Synthesis and Individual Country Report in Annex.
15	Continental Biennial Report compilation by the CAADP Team	AUC/NPCA	30-Sep-17	
16	Continental Report endorsement by PS and Ministers, to allow submission to the AU Summit.	STC	30-Sep-17	
17	Official Submission of the Report to the AUC for the AU Assembly	STC	15-Oct-17	
18	Conveying the Report to the AU Assembly	AU	15-Jan-18	

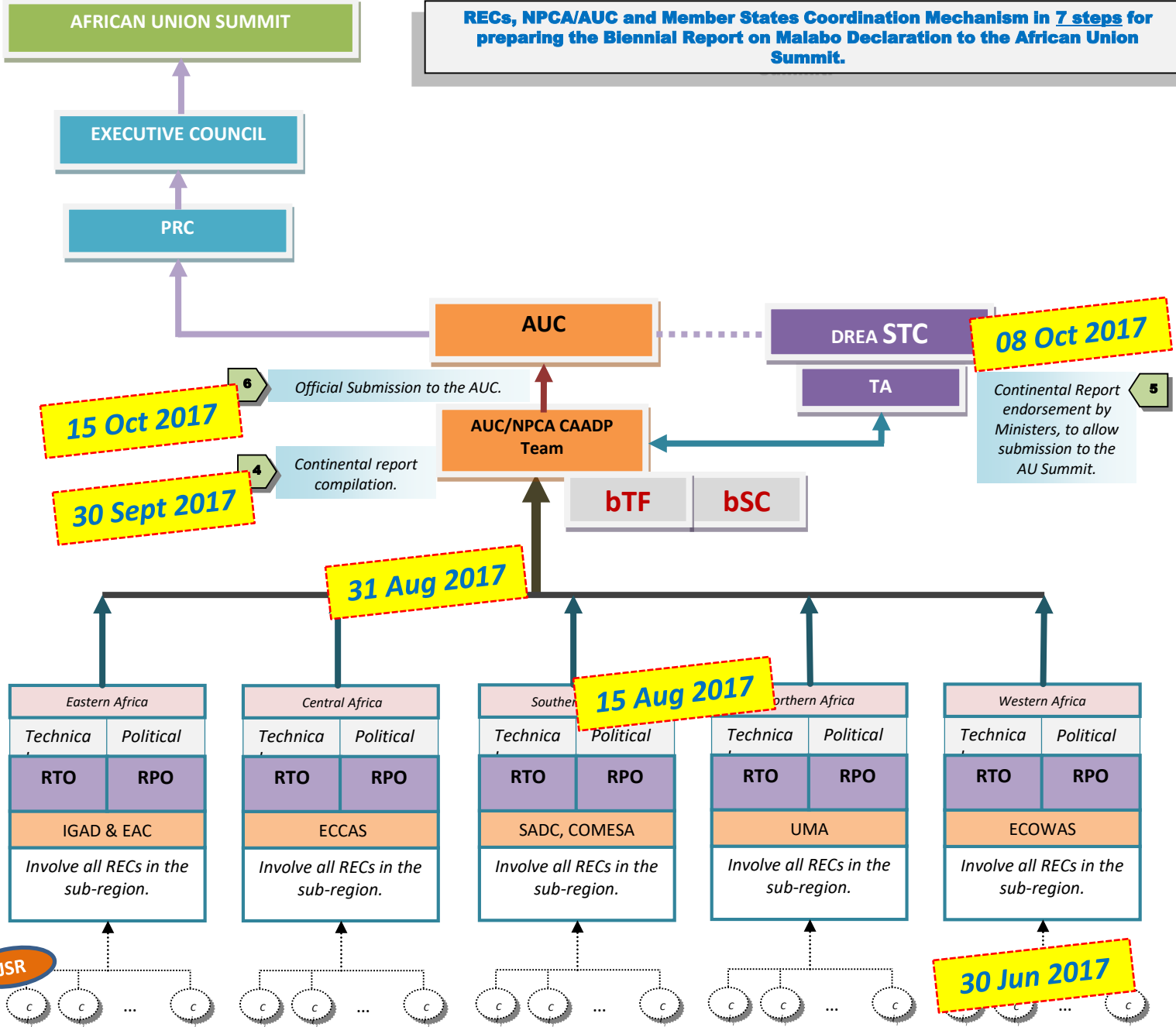
RECs, NPCA/AUC and Member States Coordination Mechanism in 7 steps for preparing the Biennial Report on Malabo Declaration to the African Union Summit.

7 Continental Report to the AU Summit through the AU validation mechanism

3 Submission of regional Reports, after integration of comments, with Country reports in Annex

2 Technical alignment and political endorsement of countries reports at sub-regional levels: Under a sub-regional workshops organized by RECs.

1 Countries individual Report Preparation.



Items	2013 Value	PI	Progress
<u>THEME 1</u>		<u>7.5</u>	
-Hydropower Utilisation (MW)	479	10.0	On track
-Agricultural Water Productivity (USD/m ³)	4.00	0.0	Not on track
-Irrigated areas (ha)	1053	10.0	On track
-Water Demand Satisfaction Index	0.26	10.0	On track
<u>THEME 2</u>		<u>5.0</u>	
-Complete Water Efficiency or IWRM Plan	1.0	10.0	On track
-Rainwater use in municipal Consump. (10 ⁹ m ³)	0.000	0.0	Not on track
<u>THEME 3</u>		<u>10.0</u>	
-Access to water supply (%)	95%	10.0	On track
-Access to sanitation (%)	87%	10.0	On track

Items	2013 Value	PI	Progress
<u>THEME 1</u>		<u>2.5</u>	
-Hydropower Utilisation (MW)	1000	0.0	-
-Agricultural Water Productivity (USD/m ³)	#VALUE!	0.0	-
-Irrigated areas (ha)	120000	10.0	On track
-Water Demand Satisfaction Index	#VALUE!	0.0	-
<u>THEME 2</u>		<u>0.0</u>	
-Complete Water Efficiency or IWRM Plan	0.0	0.0	Not on track
-Rainwater use in municipal Consump. (10 ⁹ m ³)	-	0.0	-
<u>THEME 3</u>		<u>0.0</u>	
-Access to water supply (%)	62%	0.0	-
-Access to sanitation (%)	65%	0.0	-

African Agriculture Transformation Scorecard

-Complete Disaster Prevention System	1.0	10.0	On track
<u>THEME 5</u>		<u>4.0</u>	
-Water Policy and institutional arrangements	0.4	4.0	Not on track
<u>THEME 6</u>		<u>8.2</u>	
-Sanitation & Hygiene Budget/GDP (10 ⁹ USD)	0.56%	10.0	On track
-Water & Sanitation Budget/ Nat. Budg.(10 ⁹ USD)	2.26%	4.5	Not on track
-Water and Sanitation Tariff systems	1.0	10.0	On track
<u>THEME 7</u>		<u>10.0</u>	
-Water Information Mngagment Systems	1.0	10.0	On track
Overall Performance Index (PI)		<u>7.8</u>	

-Complete Disaster Prevention System	1.0	10.0	On track
<u>THEME 5</u>		<u>10.0</u>	
-Water Policy and institutional arrangements	1.0	10.0	On track
<u>THEME 6</u>		<u>2.0</u>	
-Sanitation & Hygiene Budget/GDP (10 ⁹ USD)	#VALUE!	0.0	-
-Water & Sanitation Budget/ Nat. Budg.(10 ⁹ USD)	#VALUE!	0.0	-
-Water and Sanitation Tariff systems	0.6	6.0	On track
<u>THEME 7</u>		<u>4.0</u>	
-Water Information Mngagment Systems	0.4	4.0	On track
Overall Performance Index (PI)		<u>3.8</u>	

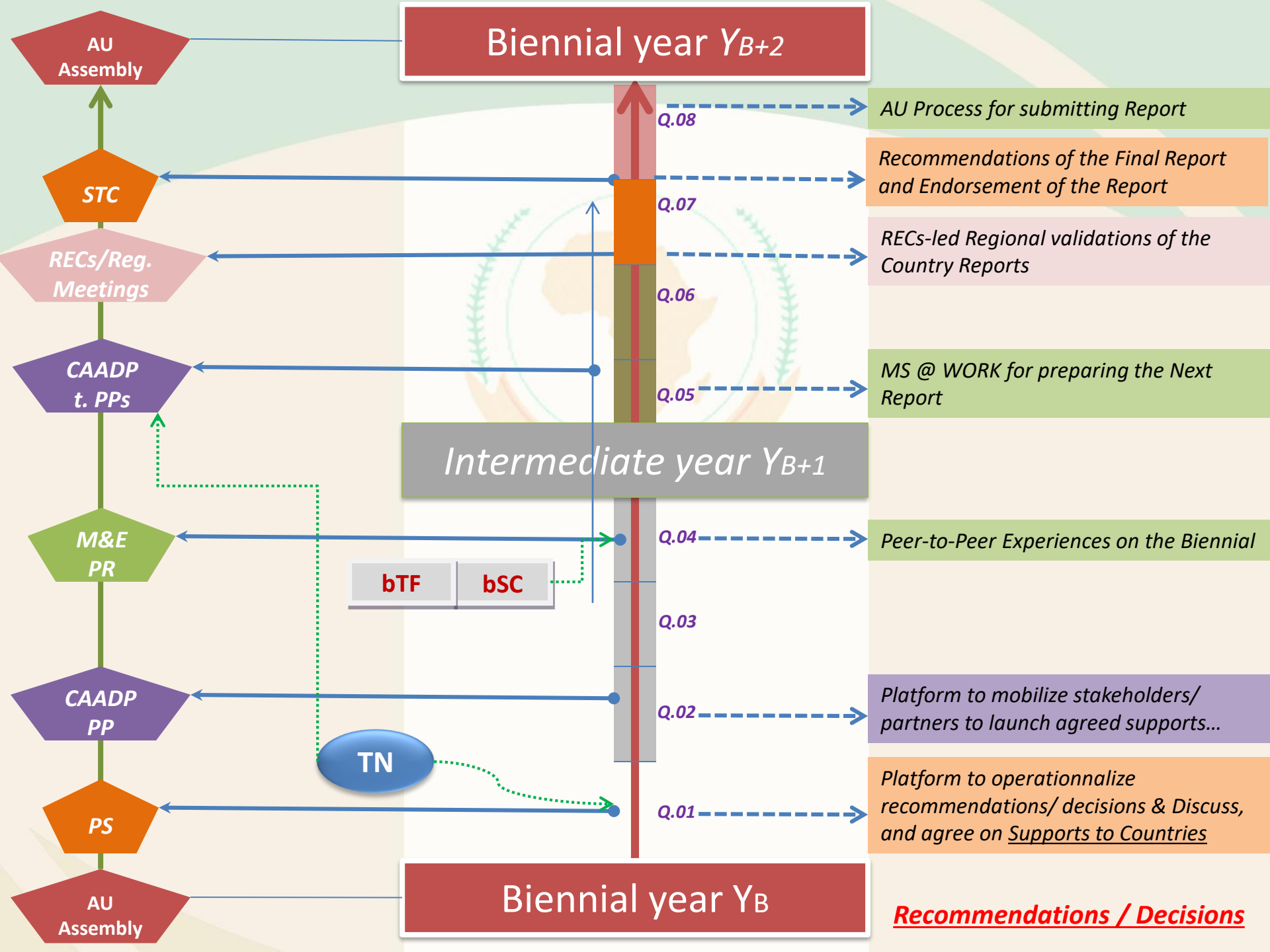
Learning Process

Take
away

Medium term

3

Learning from the Biennial Report on achieving the Malabo Declaration Targets and identify areas of interventions in the Sector to improve implementation...



Way Forward e-Biennial

Medium-Long
term

4


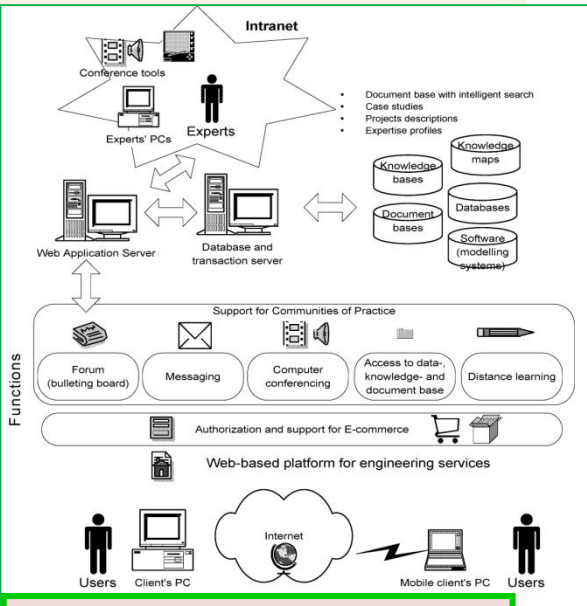
Establishing a continental DMS for systematic data management to report on African Agriculture Sector Health and Malabo Declaration...

Take
away

Agri-IT

Way forward in establishing the biennial data management systems ...

Parameters? Indicators? Data collection methods? DMS Architecture?



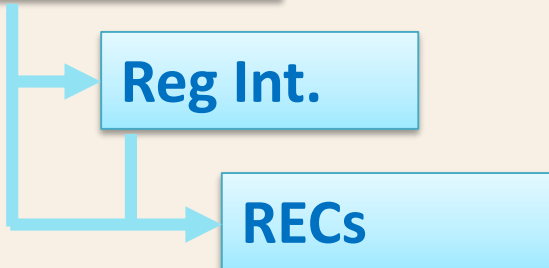
Template/ D.Format

Unified for Malabo M&E...

Countries

Reg Int.

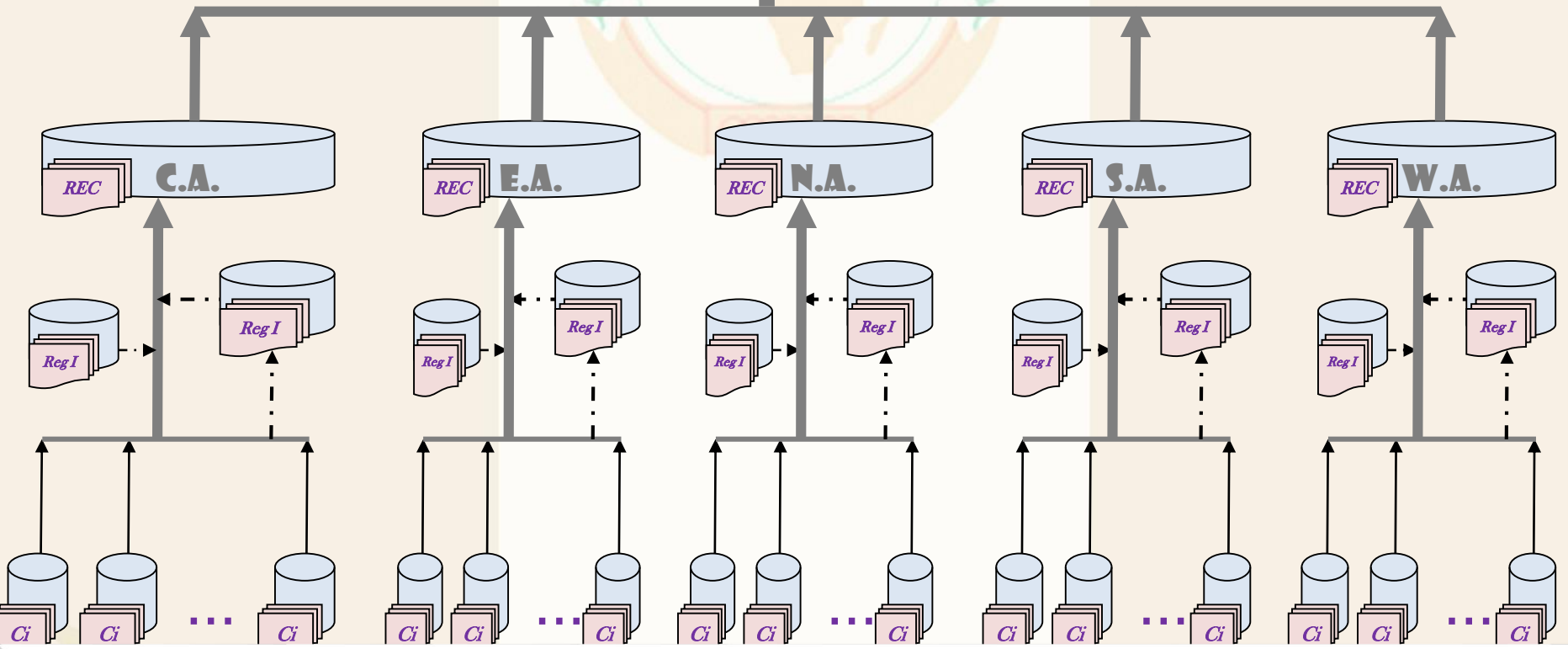
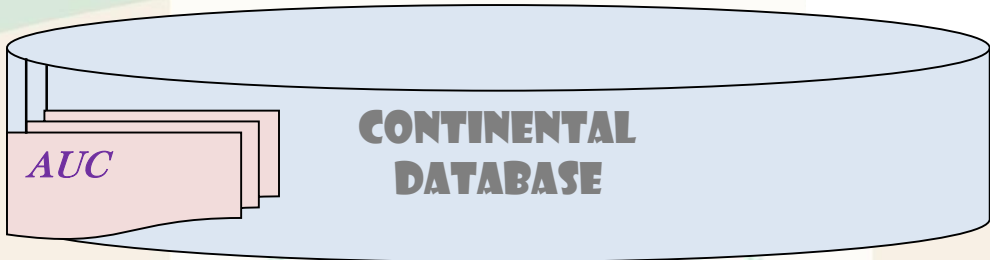
RECs



Vision for consolidating the biennial reporting process



Agri-IT



Programme for establishing the African Agricultural Sector Information Systems for a systematic biennial reporting to the AU Assembly on progress made for implementing the Malabo Declaration

Building on Country initiative...

Ksh 3.0 Billion

***Roadmap for Improving Agricultural
Statistics in Kenya***



Obrigado!

Thanks!



AFRICA'S FOOD EXCHANGE Bill

Before 2000 Sub-Saharan Africa was a net exporter of food. Now, the region has a food import bill of over

US\$35 BILLION
PER YEAR

Asante!

Africa's productivity levels could rise in as little as **5 years**

and is valued at over **240 million**



Merci!

Shukran!